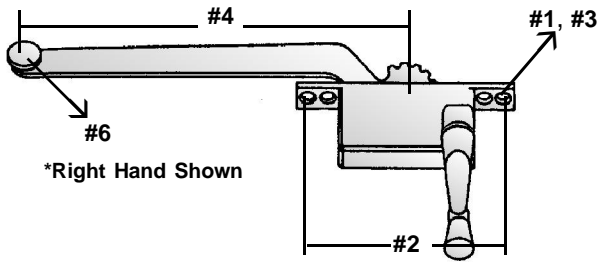


Metal Casement Window Operator Identification
(May Also Apply To Some Vinyl Windows)

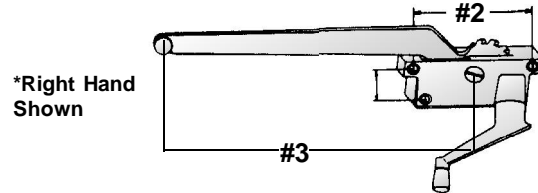
1. Determine the number of mounting holes.
2. Measure the mounting hole(s) spacing by measuring center to center.
3. Determine whether the mounting holes are thru-mount or concealed rear mount threaded pivot holes.
4. Measure operator arm length by measuring the center of the button to the center of the housing arm pivot pin.
5. Determine handing from the inside of your window looking to the outside.*
6. Determine the type of guide on the end of the arm (round button, rectangular button, etc...).



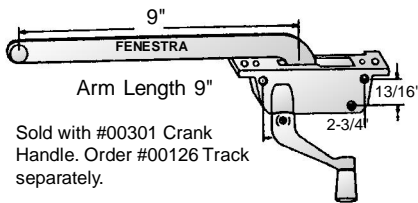
Wood Casement Window Operator Identification

1. Determine the number of mounting holes.
2. Measure the mounting hole(s) spacing by measuring center to center.
3. Measure operator arm length by measuring the center of the button to the center of the housing arm pivot pin.
4. Determine handing from the inside of your window looking to the outside*.
5. Determine the type of guide on the end of the arm (round button, rectangular button, etc...).
6. Specify the operator material.

For Truth Hardware, Blaine uses Truth method of handing. Handing may vary from inside to outside, depending on series. Refer to individual parts for handing determination.

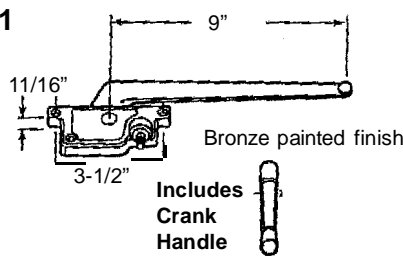


00011 Fenestra Right Hand Shown
Painted Die Cast Housing



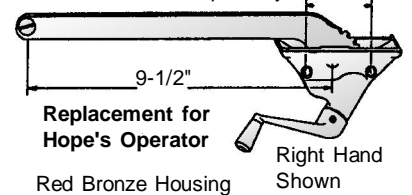
Sold with #00301 Crank Handle. Order #00126 Track separately.

00021



Includes Crank Handle

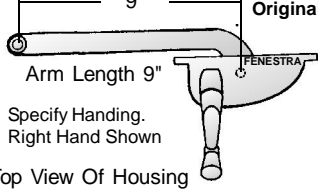
00026 Sold with #00308 Crank Handle. Order #00126 Track separately. 2-11/32"



Replacement for Hope's Operator

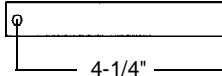
Red Bronze Housing Right Hand Shown

00010 Original

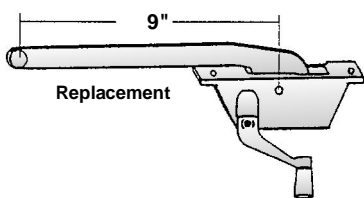


Specify Handing. Right Hand Shown

Top View Of Housing



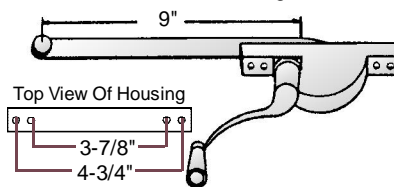
00010-S



Replacement

00057

Right Hand Shown Arm Lengths 9", 11".



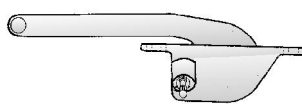
Top View Of Housing

UNAVAILABLE. See Replacement 05275, Below

05275

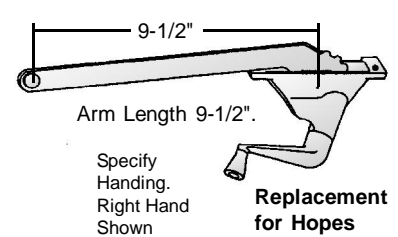
Replacement

Available in 9" & 11"



Painted models order #05275 replacement. Bronze models order #01238 replacement.

00025 4-1/8" hole centers



Arm Length 9-1/2".

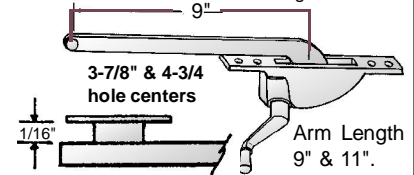
Specify Handing. Right Hand Shown

Replacement for Hopes

Nickel, Red Bronze & Painted Housing

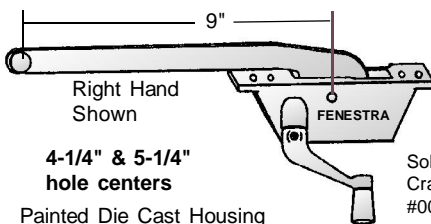
01238

Nickel Bronze or Red Bronze Housing



Arm Length 9" & 11".

00024 Fenestra



Right Hand Shown

FENESTRA


4-1/4" & 5-1/4" hole centers

Painted Die Cast Housing Arm length 9".

04851 For Wood Casements

Right Hand Shown

Arm Lengths: 9" & 11"

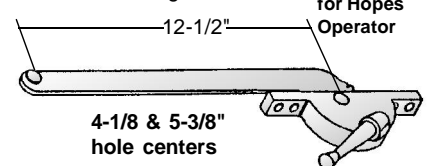


Available in Bronze Painted Finish

08415 Red & Nickel Bronze Housing

Arm Length 12-1/2"

Replacement for Hopes Operator



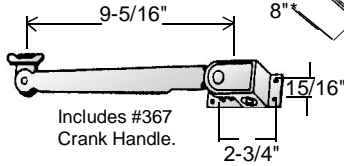
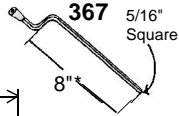
4-1/8 & 5-3/8" hole centers

Sold with #00338 Crank Handle. Order #00126 Track separately.

00007

Non Handed

367 Handle also available in 6" & 16"



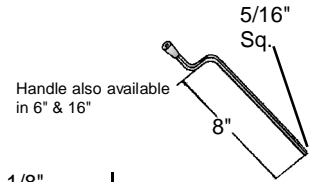
Includes #367 Crank Handle.

Comes with #00130 track and 00367 handle shown above

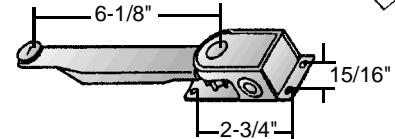
#00007 Wood Casement Operator - Hints For Positive Identification

1. Determine style - non-handed for left / right application.
2. A universal replacement that replaces original, as shown, plus many other variations of the same type of operator.
3. Operator comes with a 6" crank handle, track and all mounting hardware.
4. 6" and 16" cranks available separately. Order number 367-8 or 367-16.
5. Available in zinc plated steel or brass plated steel.

00033



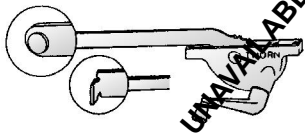
Handle also available in 6" & 16"



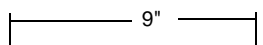
#00367 Crank Handle, Included

00012-Orig

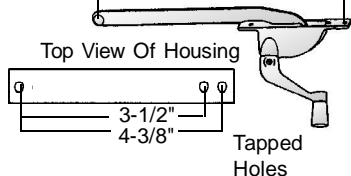
No longer available. Order 12 below



00012



Right Hand Shown

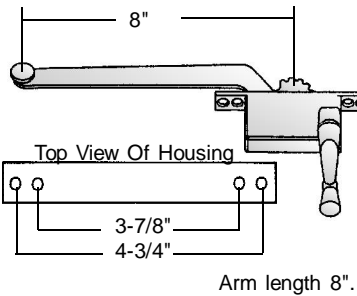


Arm lengths 9" & 11". Please specify when ordering

00015

Painted Die Cast Housing

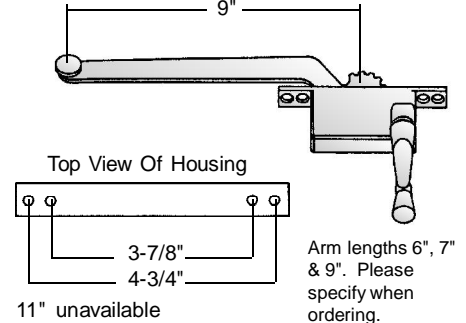
Specify Handing Right Hand Shown



00020

Painted Die Cast Housing

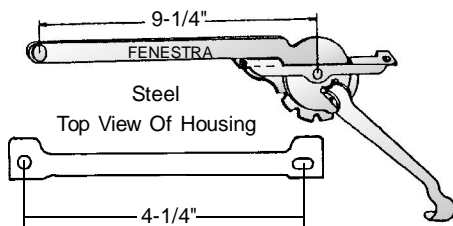
Specify Handing. Right Hand Shown



00008

Specify Handing Right Hand Shown

Arm lengths 7-1/4", 8-1/4", 9-1/4". Please specify when ordering.



00013

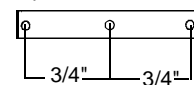
Fenestra

Painted Die Cast Housing

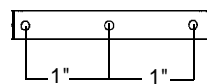
Right Hand Shown

May require No. 00157 bracket to install

Top View Of Housing

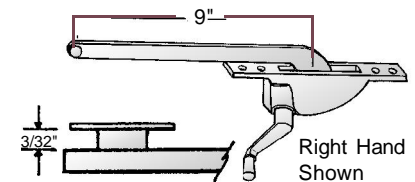


End View Of Arm Bracket

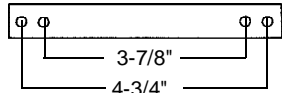


08453

Nickel & Red Bronze Housing

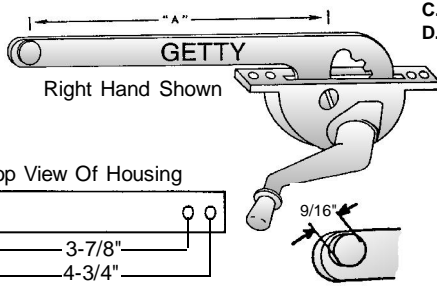


Top View Of Housing



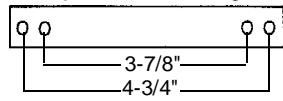
Arm Length 9".

00017



Right Hand Shown

Top View Of Housing



Guide A

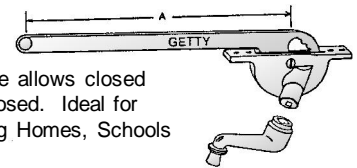


- A. Arm Length: Specify 6", 9", 10", 11" .
- B. Arm Thickness: Specify 1/8" or 3/16" .
- C. Standard Housing Thickness: 5/8"
- D. Select Type of Guide Required : Guide "A", "B" or "C"

00017-AA

Tamper Proof

Specify Handing. Right Hand Shown



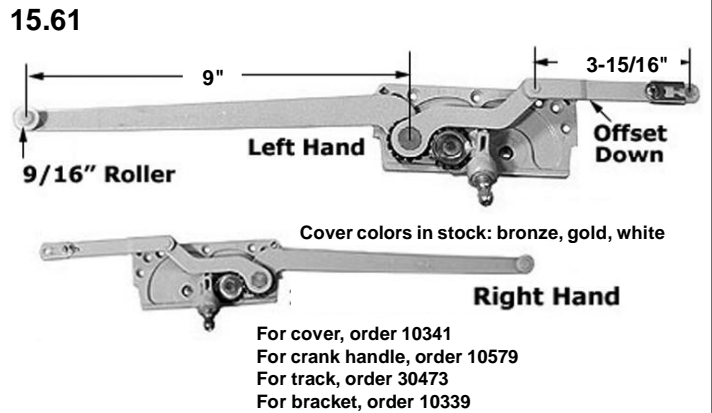
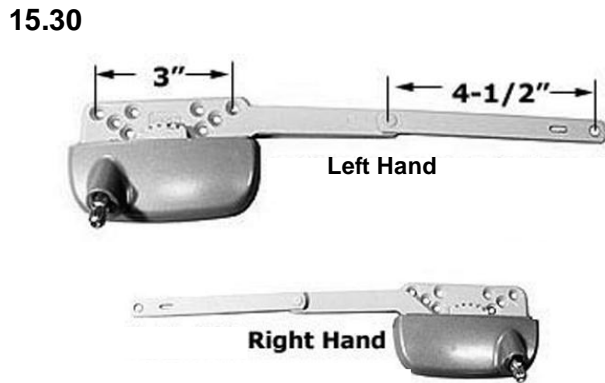
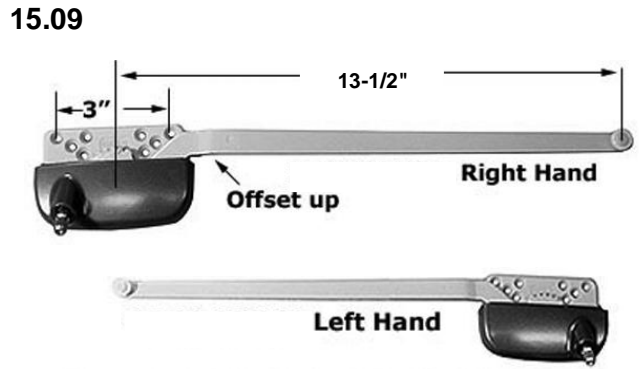
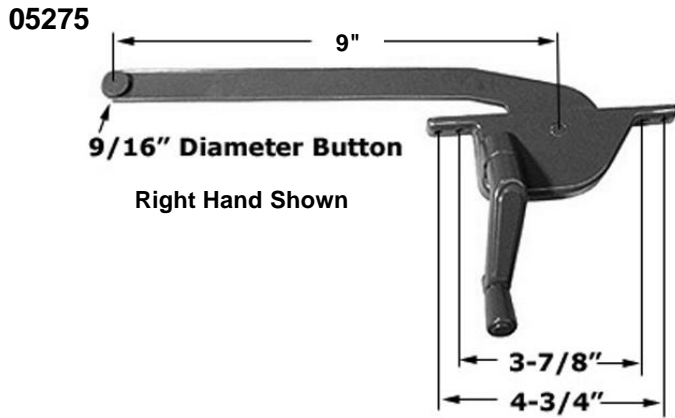
Removable handle allows closed window to stay closed. Ideal for Hospitals, Nursing Homes, Schools and Offices

For replacement or O.E.M.

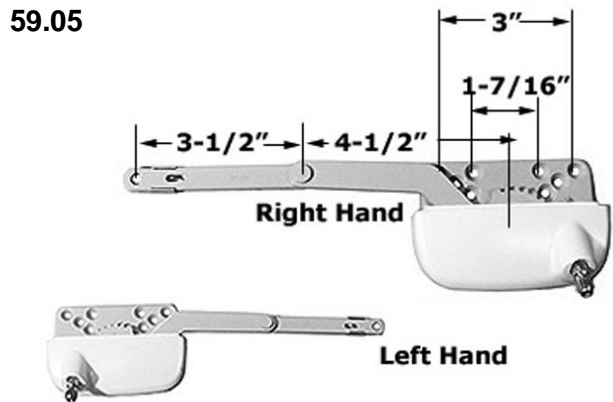
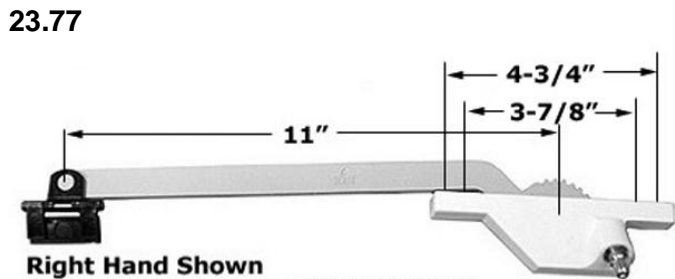
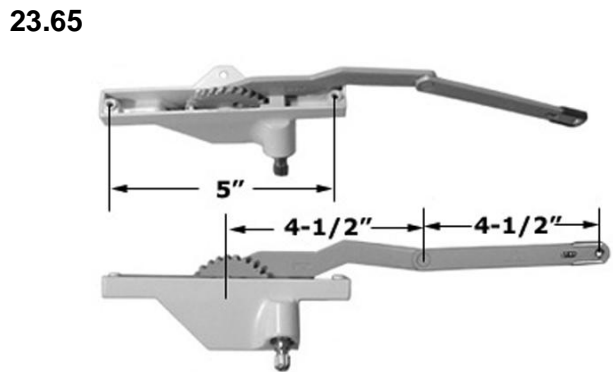
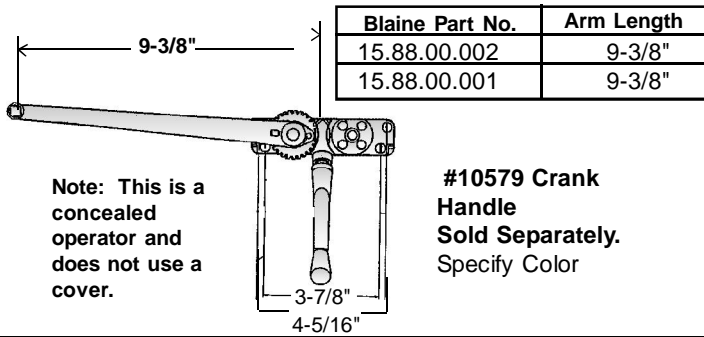
Finish, Material, Guides, Arm Thickness and Length options are the same as No. 00017 Operator

Note: New rounded style housing for all operators shown below

Truth Casement Operators



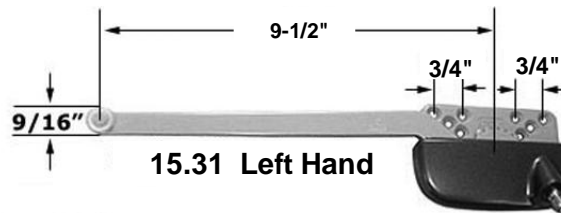
15.88.00.002 Right Hand
15.88.00.001 Left Hand As Shown



Note: New rounded style housing for all operators shown below

Truth Casement Operators

- 15.31.XX.061 As shown 9-1/2"
- 15.31.XX.062 Opposite 9-1/2"
- 15.32.XX.061 As shown 13-1/2"
- 15.32.XX.062 Opposite 13-1/2"
- 15.39.XX.061 As shown 6"
- 15.39.XX.062 Opposite 6"
- 15.56.XX.061 As shown 7-1/2"
- 15.56.XX.062 Opposite 7-1/2"



15.31 Left Hand

Order track no. 30473 track for 15.31 and order 30150 track for 15.32, sold separately.

Handle sold separately. Order no. 10579




15.32 Right Hand

Mounting screws included

denotes color. Please contact Customer Service for available colors.

Arm Lengths: 6", 7-1/2", 9-1/2", 13-1/2"

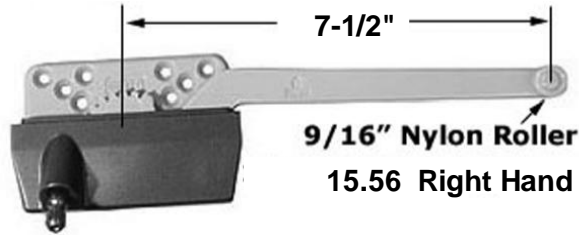
Blaine Part No	Hand	Arm Length	Color
15.39.29.062	R	6"	Gold
15.39.29.061	L	6"	Gold
15.39.32.062	R	6"	White
15.39.32.061	L	6"	White
15.39.23.062	R	6"	Chestnut Brz
15.39.23.061	L	6"	Chestnut Brz
15.56.24.062	R	7-1/2"	Beige
15.56.24.061	L	7-1/2"	Beige
15.56.22.062	R	7-1/2"	Clay
15.56.22.061	L	7-1/2"	Clay
15.56.32.062	R	7-1/2"	White
15.56.32.061	L	7-1/2"	White
15.56.03.062	R	7-1/2"	Bronze
15.56.03.061	L	7-1/2"	Bronze
15.31.29.062	R	9-1/2"	Gold
15.31.29.061	L	9-1/2"	Gold
15.31.24.062	R	9-1/2"	Beige
15.31.24.061	L	9-1/2"	Beige
15.31.22.062	R	9-1/2"	Clay
15.31.22.061	L	9-1/2"	Clay
15.31.32.062	R	9-1/2"	White
15.31.32.061	L	9-1/2"	White
15.31.03.062	R	9-1/2"	Bronze
15.31.03.061	L	9-1/2"	Bronze
15.32.29.062	R	13-1/2"	Gold
15.32.29.061	L	13-1/2"	Gold
15.32.22.062	R	13-1/2"	Clay
15.32.22.061	L	13-1/2"	Clay
15.32.32.062	R	13-1/2"	White
15.32.32.061	L	13-1/2"	White
15.32.03.062	R	13-1/2"	Bronze
15.32.03.061	L	13-1/2"	Bronze



15.39 Right Hand



15.39 Left Hand

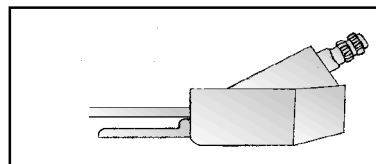


15.56 Right Hand

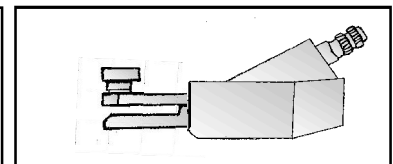


15.56 Left Hand

Send sample for identification



Flat Arm, Side View Open Position



Flat Arm, Side View Closed Position

Note: Bronzes are painted with a metallic finish. Specify arm length

TRUTH / WRIGHT

"Truth" and "Wright" window mechanisms are used by many window companies. The word "Truth" or "Wright" will appear on the arm outside the window that connects the operator to the bottom of the window. You must open the window to see it. Some brands that use this hardware include: Acorn, Avon, Biltbest, Caradco, Certainty, Craftline, Crestline, Eagle, Harvey, Hurd, Johnson-Postman, King, Kolbe & Kolbe, Lincoln, Louisiana-Pacific, MW, Malta, Marvin, National, Norco, Nordic, Pozzi, Row, Semco, Vetter, Weathershield and Windsor.

15.10.00.001 Left
15.10.00.002 Right

15.14.00.001 Left
15.14.00.002 Right

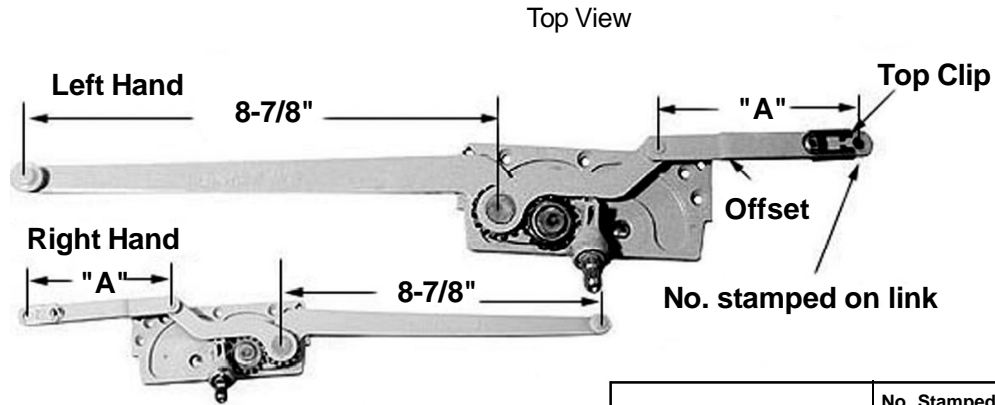
15.15.00.001 Left
15.15.00.002 Right

15.16.00.001 Left
15.16.00.002 Right

ENTRYGARD DUAL ARM OPERATOR

Please send a sample for accurate identification

TRUTH & ANDERBERG



"A" Measurement	No. Stamped On Link
2-3/8" - 15.15.00.001 15.15.00.002	20748
3-5/16" - 15.16.00.001 15.16.00.002	20755
3-15/16" - 15.10.00.001 15.10.00.002	20810 or 20544
3-15/16" - 15.14.00.001* 15.14.00.002*	-----

Component Part numbers to help identification:

Housing = 40372 or 40471 or 40254

Main Arm (10") = 40753 or 30470 or 30472 or 40754

Arm (Dog Leg) = L30841 or 31538A or 30637 or 30842

Link (4") = 20810 or 20544

Some newer models do not have part numbers stamped on components


* = Stainless Steel

Other dimensions available. Please Inquire

Sold Separately:


Handle: Specify Color (Bronze, Gold, White)

Standard 10579



Note: The Color Code is the 6th & 7th Digit of the Part Number

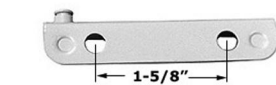
Folding Handle 11329



T-Handle 11573

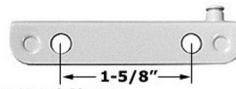



Bracket 10339 LH



Left Hand Shown
For Right Hand, Order 10340
Used With 15.10 and Others

Bracket 10340 RH




Right Hand Shown
For Left Hand, Order 10339
Used With 15.10 and Others

Track 30473

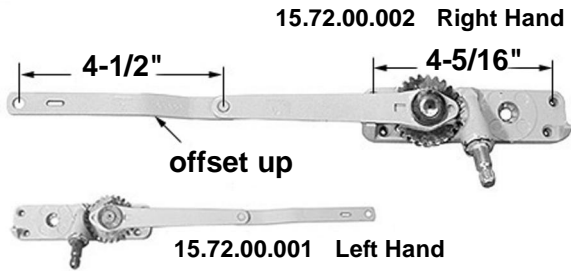


For 13-3/4" Length, Order 30150
Used With 15.10 and Others

Cover 10341

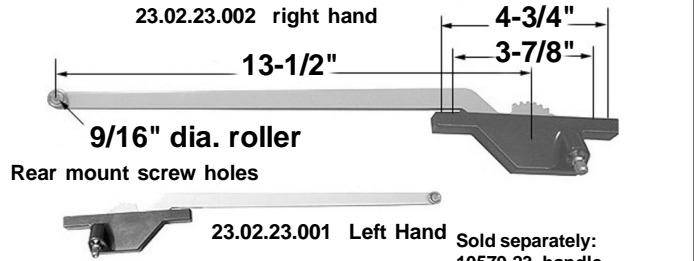


15.72



For handle, order 10579

23.02

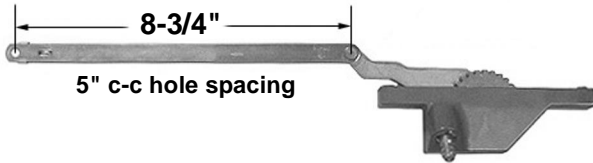


For front mount operator, order 23.03

Sold separately:
10579.23 handle
30175 track
03030-10-L/R-050 Hinges
24.25 Locking Handle
21088 Keeper

23.49

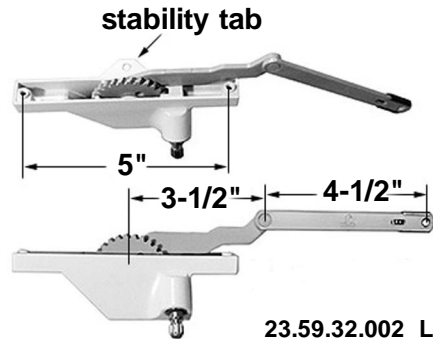
23.49.03.001 Right Hand
23.49.03.002 Left Hand



Sold separately:
10579.03 Handle
03030-10-L/R-050 Hinge
10558.92 Bracket
24.25 Locking Handle
21088 Keeper

available in white and bronze

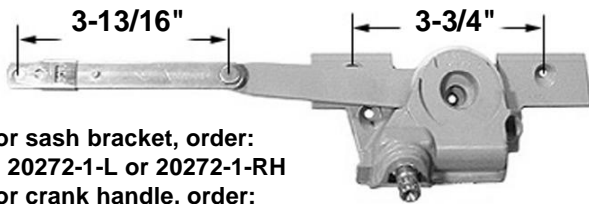
23.59



23.59.32.002 Left Hand
23.59.32.001 Right Hand

10141

Andersen Non-handed

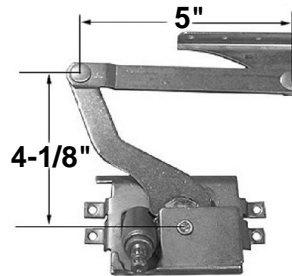


For sash bracket, order:
20272-1-L or 20272-1-RH
For crank handle, order:
20684-1-078 or 20684-1-067
For cover, order:
20684-2-078 Stone or 20684-2-067 White

10451-R

Pella

Right hand shown.
Specify Right or left hand.

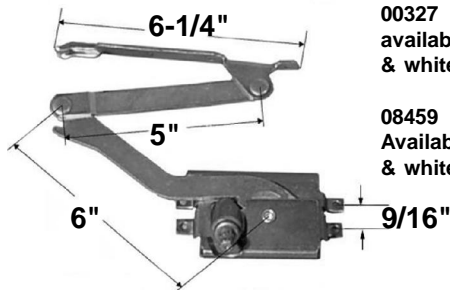


For left hand, order 10451-Left
For crank handle, order:
00327-057 Gold
00327-099 Champagne

08458-R

Pella

Right hand show. Specify right or left hand when ordering.



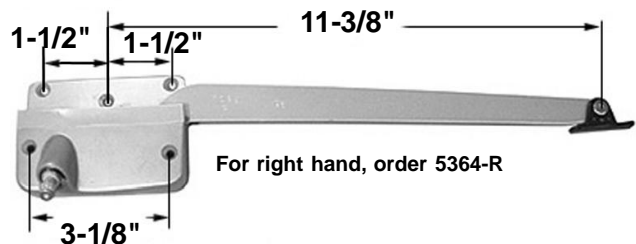
Sold separately:
00327 Crank handle
available in gold, champagne & white

08459 Cover
Available in gold, champagne & white

05364-L

Andersen

Left hand shown



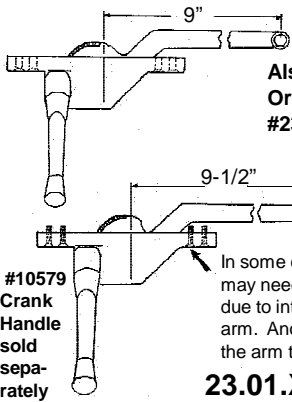
For right hand, order 5364-R

For sash bracket, order 20272-1-LH or 20272-1-RH
For crank handle, oreer 20684-1-078 or 20684-1-067
For cover, order 20684-2-078 stone or 20684-2-067 white

Note: New rounded style housing for all operators shown below

Truth Casement Operators

23.01.XX.001 As Shown Left Hand



Discontinued "Original Style" Arm

Also available with rear mount housing. Order #23.00.XX.001 Left Hand or #23.00.XX.002 Right Hand

Due to engineering design changes, "New Style Arm" replaces original.

Order 30175 track separately

In some cases the No. 3 position mounting screw may need to be eliminated or ground down in length due to interference in the full closing position of the arm. Another alternative would be to grind a notch in the arm to clear the screw end.

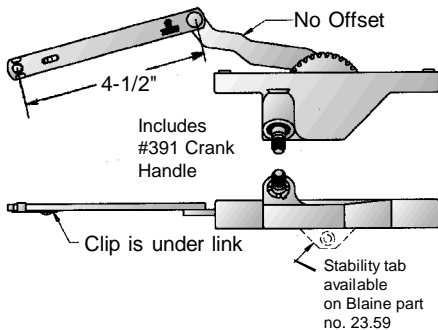
23.01.XX.002 Opposite

Blaine Part No.	L/R	Arm Length	Color
23.01.01.001	L	9-1/2"	Aluminum
23.01.01.002	R	9-1/2"	Aluminum
23.01.19.001	L	9-1/2"	Nickel
23.01.19.002	R	9-1/2"	Nickel
23.01.32.001	L	9-1/2"	White
23.01.32.002	R	9-1/2"	White
23.01.23.001	L	9-1/2"	Chestnut Brz.
23.01.23.002	R	9-1/2"	Chestnut Brz.
23.01.03.001	L	9-1/2"	Bronze
23.01.03.002	R	9-1/2"	Bronze
23.00.01.001	L	9-1/2"	Aluminum
23.00.01.002	R	9-1/2"	Aluminum
23.00.23.001	L	9-1/2"	Chestnut Brz.
23.00.23.002	R	9-1/2"	Chestnut Brz.

Note:
Bronze
Colors are painted metallic finishes.

Rear Mount

23.46.XX.002 Opposite
23.46.XX.001 As Shown

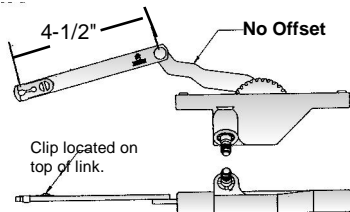


10579.XX crank handle sold separately

Truth Part No.	Handing	Color
23.46.22.002	R	Clay
23.46.22.001	L	Clay
23.46.32.002	R	White
23.46.32.001	L	White
23.46.03.002	R	Bronze
23.46.03.001	L	Bronze

Note:
Bronze is a painted metallic finish.

23.33.XX.001 as shown
23.33.XX.002 opposite



#10579 Crank Handle sold separately.

Truth Part No.	Handing	Color
23.33.32.501	L	White
23.33.32.502	R	White
23.33.03.501	L	Bronze
23.33.03.502	R	Bronze

15.18.XX.052 as shown
15.18.XX.051 opposite

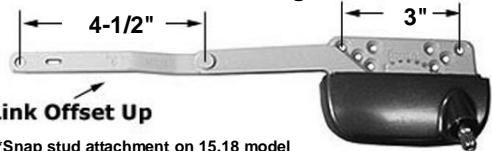
Colors available include Bronze and white painted finish.
XX = specify color choice

15.66.XX.052 as shown
15.66.XX.051 opposite

10579.XX crank handle sold separately.

15.67.XX.052 as shown
15.67.XX.051 opposite

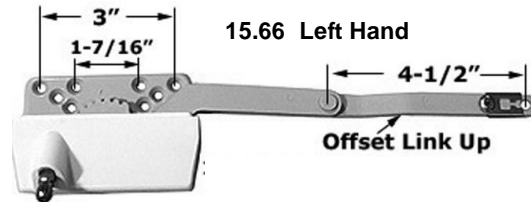
15.18 Right Hand



Link Offset Up

**Snap stud attachment on 15.18 model

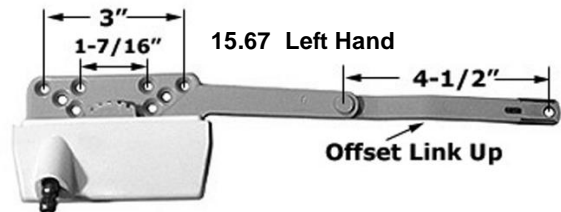
15.18 Left Hand Shown



15.66 Left Hand

Offset Link Up

15.66 Right Hand



15.67 Left Hand

Offset Link Up

Operator Number	Clip Orientation	Bracket
15.18.XX.062	As Shown	**None
15.18.XX.061	Opposite	**None
15.66.XX.052	As Shown	Top
15.66.XX.051	Opposite	Top
15.67.XX.052	As Shown	Bottom
15.67.XX.051	Opposite	Bottom

<p>58 Andersen 58-Rev</p> <p>Specify Handing. Right Hand Shown</p> <p>58-2 Crank Handle sold separately. Track sold separately. Order 58-Channel.</p> <p>*Arm measured from gear center to shoe rivet center.</p>	<p>Andersen 2073</p> <p>Black nylon shoe with slot for channel. Shoe is mounted under operator arm.</p> <p>Specify Handing. Right Hand Shown</p> <p>*Arm measured from gear center to shoe rivet center</p> <p>58-2 crank handle sold separately.</p>	<p>Andersen 2073</p> <p>Right Hand Shown</p> <p>Bronze painted finish</p> <p>**Includes 975-1 Crank Handle.</p>
---	--	--

<p>1285* Andersen 10002</p> <p>*Please Specify Long or Short Arms When Ordering:</p> <p>Long - 34" Short - 24-7/8"</p> <p>1285</p> <p>Comes with rods and 975-1 Crank Handle</p>	<p>Andersen 2026</p> <p>Left Hand available, Limited quantities. Right hand obsolete. Order 2073 shown above and 2074 track.</p> <p>58-2 crank handle sold separately.</p> <p>TOP VIEW OF HOUSING</p> <p>3-7/8"</p> <p>* Arm measures from gear center to button rivet center</p> <p>975-1 crank handle sold separately.</p>
--	---

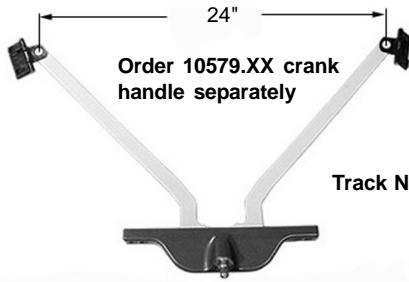
<p>4990 Andersen 4993*</p> <p>Available in 33", 36", 39" Arms Order #125-16 1/4 replacement track separately.</p> <p>Comes with #00301 crank handle</p>	<p>Andersen 42</p> <p>UNAVAILABLE</p> <p>Order 10147-061 with instructions. 58-2 handle sold separately.</p> <p>*Long = 5" Short = 3-5/32"</p> <p>Please specify.</p>	<p>Pella</p> <p>Right Hand Shown.</p> <p>Sill Sizes: 20", 21", 30"</p> <p>Limited Supply</p>
---	---	---

<p>9492 Pella 43.54</p> <p>UNAVAILABLE</p> <p>Track sold separately. Available in 17", 21" & 25". Specify left or right hand.</p> <p>Order No. 327 Crank Handle Separately</p> <p>Left Hand Shown.</p>	<p>TRUTH</p> <p>Pella Spline</p> <p>For Pella Operators For Cover, Order 12490</p> <p>Motorized Window Products are Non-returnable.</p> <p>Contact Customer Service for Warranty Issues.</p>	<p>We have window operators for all window configurations. Please contact our Customer Service Department at 800-678-1919 for assistance with your window hardware needs.</p>
---	---	--



22.10 Front Mount
22.19 Rear Mount

Aluminum & Vinyl Window
Awning Operator



Track No. 30169 - 2 per operator

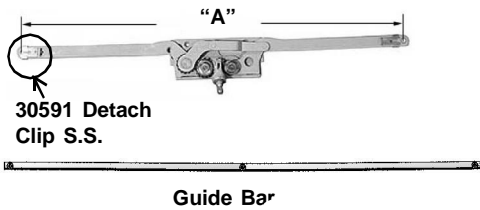
Blaine Part No.	Arm Length	Color
22.10.01.102	24"	Aluminum
22.10.22.102	24"	Clay
22.10.32.103	24"	White
22.10.23.104	24"	Chestnut Brz.
22.10.03.102	24"	Bronze
* 22.19.32.001*	24"	White

***Note:**
RM models have rear threaded holes for rear mounting.

11.43.00.001 20-1-8" (A)
11.44.00.001 28-3/4" (A)

Truth Dual Arm Operator

Blaine Part No.	Arm Length	Color
11.43.00.001	20-1/2"	*
11.44.00.001	28-3/4"	*



* Number **10341** Cover sold separately.

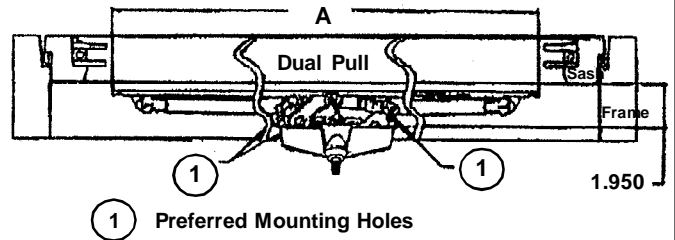
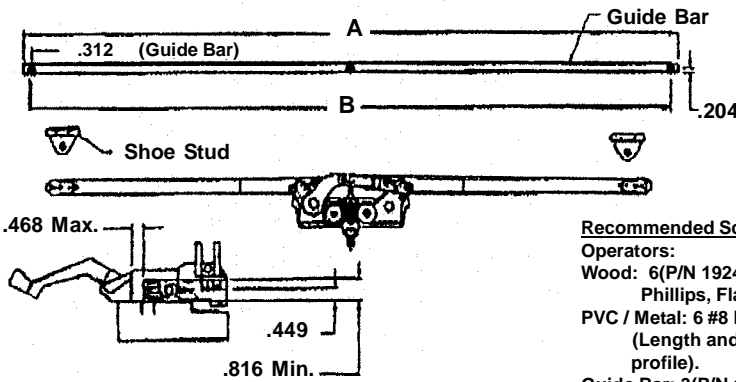
Number **10579** crank handle sold separately. Order handle color to match the cover.

Shoes sold separately. Order number **10005**

31641	Guide Bar
10005	Shoe Studs
10341.XX	Cover
10579.XX	Handle
31642	Guide Bar
30591	Detach Clips S.S.

Blaine Part No.	B	A
11.43.00.001	22.125	22.750
11.44.00.001	30.125	30.750

Guide bar sold separately. Order number **31641.92 (22-3/4")** or **31642.92 (30-3/4")**



Recommended Screws:

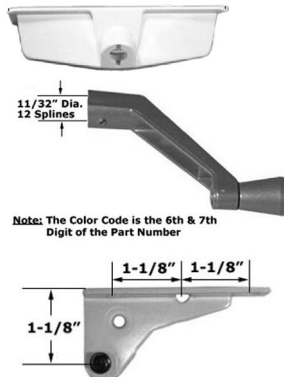
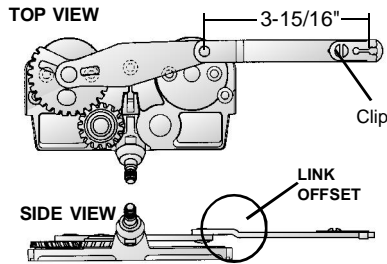
Operators:
Wood: 6(P/N 19240.92) Steel SST #8 x 1.0 Phillips, Flat Head, Sheet Metal Screws
PVC / Metal: 6 #8 Phillips, Flat Head Screws (Length and thread type determined by profile).
Guide Bar: 3(P/N 19240.92) #8 x 1.0 Phillips, Flat Head, sheet metal screws.

31641	Guide Bar
10005	Shoe Studs
10341.XX	Cover
10579.XX	Handle
31642	Guide Bar

Hardware Shown Sold Separately

15.11.00.001 As Shown
15.11.00.002 Opposite

Truth Dyad Arm Operator



*No. **10341** cover sold separately


No. **10579** Crank Handle sold separately. Order color matching no. 10341 cover.

Note: The Color Code is the 6th & 7th Digit of the Part Number

Bracket for end of link sold separately. Order **12511.92** bracket for 15.11.00.002 operator. For 15.11.00.001 operator, order **12510.92** bracket, as shown

22.21

Truth Scissors Arm Operator For Awning Windows



Rear Mount (2 Holes)
or
Front Mount (4 Holes)

Mount Dimension
in front mount 6-1/8" c/c)

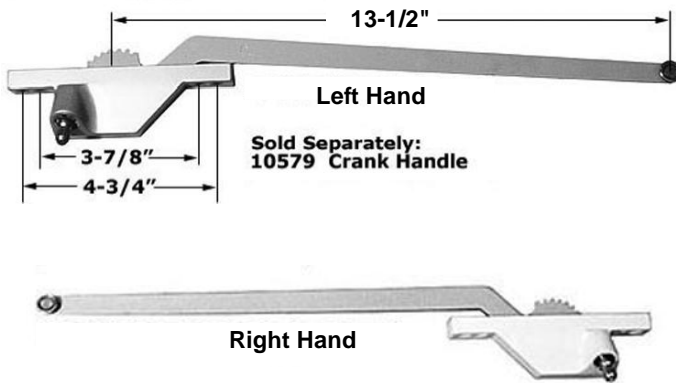
Operator Part No.	"A"	Mounting	Stabilizing Tab	"B" Arm Clearance
22.21	21-1/2"	Front	Order Part No. 11481	1/4"
22.22	21-1/2"			11/32"
22.23	16"			11/32"
22.27	-1/2"	Rear		1/4"
22.28	21-1/2"			11/32"
22.29	16"			11/32"

10579 Crank Handle
Sold separately

*Order 20008 Sash Hook
separately

Scissors Arm Operator For
Awning Windows

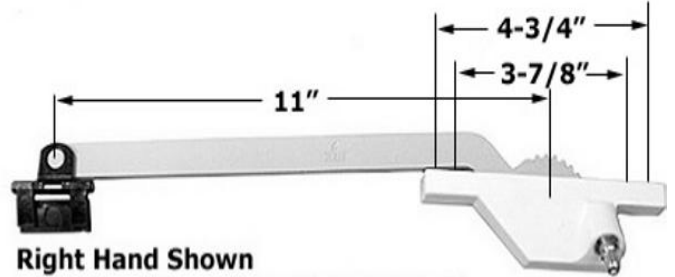
23.03.XX.001 as shown
23.03.XX.002 opposite



Sold Separately:
10579 Crank Handle

Note: The Color Code is the 5th & 6th
Digit of the Part Number

23.77.XX.001 as shown
23.77.XX.002 opposite



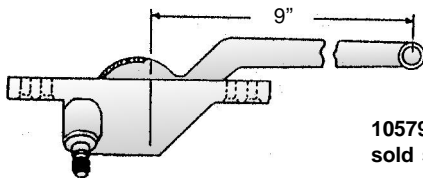
Right Hand Shown
For Left Hand, Order 23.77.32.002

Note: The Color Code is the 5th & 6th
Digit of the Part Number

For 9" Arm, See 23.04

10579 Crank handle sold separately

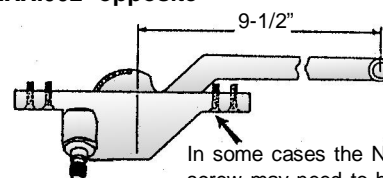
**Discontinued "Original Style"
Arm**



10579.XX crank handle
sold separately

Also available with rear mount housing.
Order #23.00.XX.001 as shown, above
or #23.00.XX.002 opposite

23.01.XX.001 as shown
23.01.XX.002 opposite



Due to engineering design
changes, "New Style Arm"
replaces original.

In some cases the No. 3 position mounting
screw may need to be eliminated or ground
down in length due to interference in the full
closing position of the arm. Another
alternative would be to grind a notch in the
arm to clear the screw end.