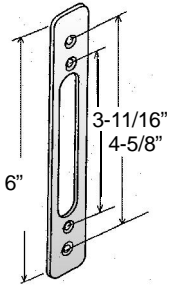
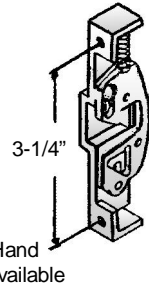


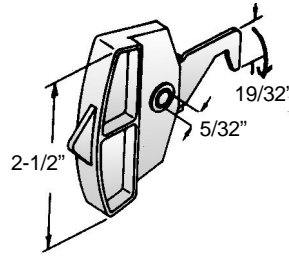
**L-76**



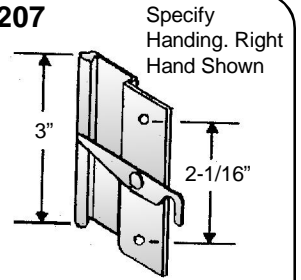
**L-24**



**L-11**

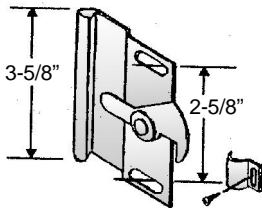


**L-207**



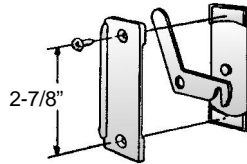
**L-300**

Specify Handing. Right Hand Shown.

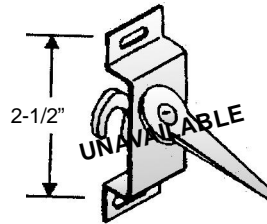


**L-19**

**Keller**



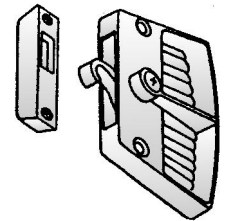
**L-121**



Order L-34 Replacement

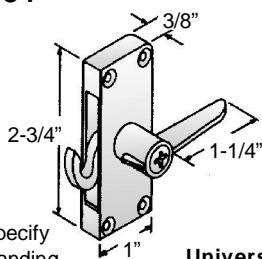
**L-9**

2-5/16" hole centers



Universal Surface Mount

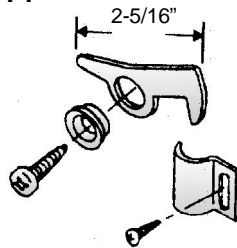
**L-34**



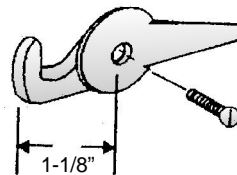
Specify Handing. Left Hand Shown.

Universal Surface Mount

**L-314**

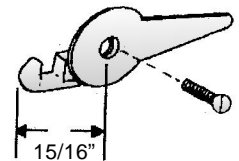


**L-50**



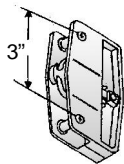
Comes with handle, strike, tension spring and all screws.

**L-188**



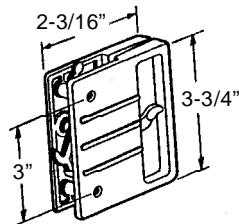
Comes with handle, strike, tension spring and all screws.

**L-33**

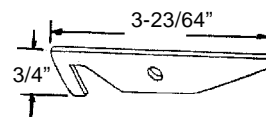


**L-153**

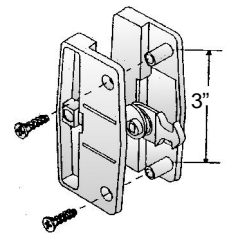
**Anjac**



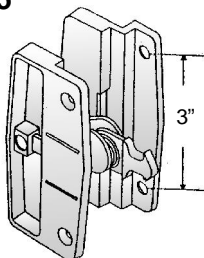
**L-32**



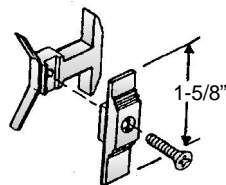
**L-293**



**L-275**

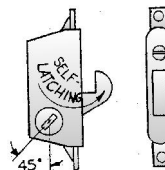


**L-91**

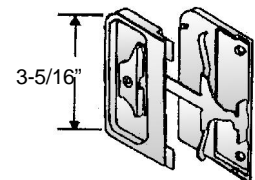


**L-93**

Self Latching



**L-225**

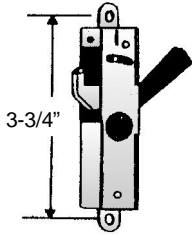


Order L-317

<p><b>L-31</b></p>	<p><b>L-172</b></p>	<p><b>L-317</b></p>	<p><b>L-298</b>    <b>Order L-324</b></p>
<p><b>L-278</b>    <b>Columbia</b></p>	<p><b>L-299</b>    <b>Keller</b></p> <p><b>Order L-278</b></p>	<p><b>L-155-1</b>    <b>Crossley</b></p> <p>Nylon replacement latch only</p>	<p><b>L-21</b>    <b>Peachtree</b></p>
<p><b>L-231</b>    <b>Peachtree</b></p>	<p><b>L-234</b>    <b>Peachtree Super</b></p> <p><b>Order L-231</b></p>	<p><b>L-333</b></p> <p>For 3/4" x 3-7/16" cut out</p>	<p><b>L-296</b>    <b>Howard</b></p> <p>1-3/4" o/c on locking body.</p>
<p><b>L-108</b></p>	<p><b>L-158</b>    <b>Anjac</b></p>	<p><b>L-176</b>    <b>Gallatin</b></p>	<p><b>L-38</b></p> <p><b>UNAVAILABLE. Order L38-1 insert only with keeper</b></p>
<p><b>L-12</b></p>	<p><b>L-114</b>    <b>Ador Hilite</b></p>	<p><b>L-164</b></p> <p>2 piece cast zinc latch replacement</p>	<p><b>L-173</b>    <b>Aluminum</b></p>

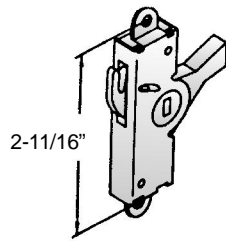
**Patio Screen Door Latches**

**L-167**



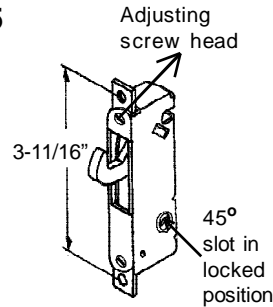
**Northrop, Adamsrite, Marshall & Others**

**L-43**



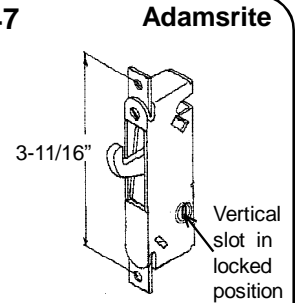
For Latch Cover, Order L-43-Cover. Cover is cast zinc.

**L-45**

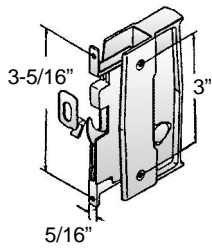


**W & F / Adamsrite**

**L-47**



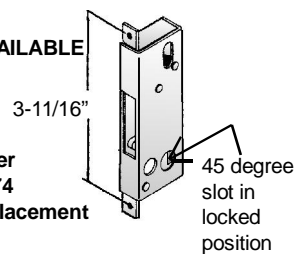
**L-202**



**L-124**

**Arcadia & Saurenman**

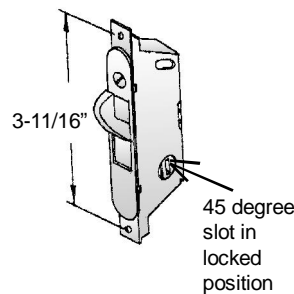
UNAVAILABLE



Order L-174 Replacement

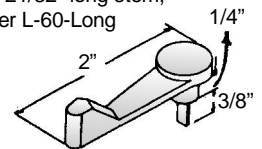
**L-135**

**Adamsrite**



**L-60**

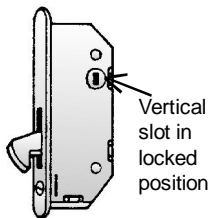
For 21/32" long stem, order L-60-Long



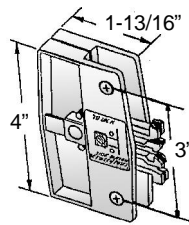
**Arcadia & Others**

**L-240**

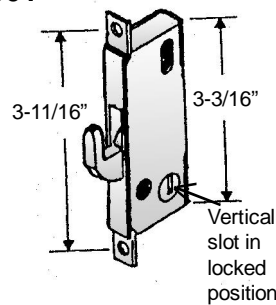
**Andersen**



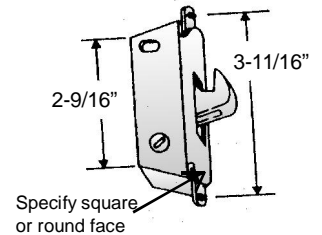
**L-278**



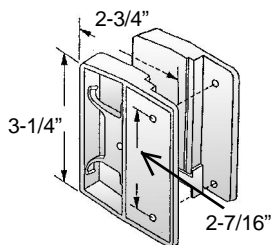
**L-301**



**L-302-Round-** order L-135 (See page 142)  
**L-302-Square**

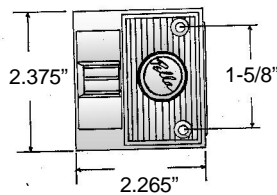


**L-318**



**L-331**

**Pella**



Left hand shown. Specify left or right.

**L-257**

**Andersen**



Non handed

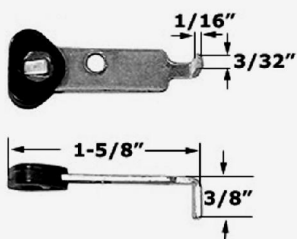
**L-244**

**Andersen**



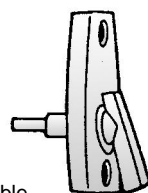
Screen Door Lock - 2 panel (1987 - 1991)

**L-157**



**L-236**


**Andersen**



Available In Stone


Order L-328

**L-188**



**L-258**

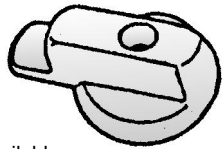
**Andersen**



Available In Stone

**L-308**

**Andersen**



Available  
In White

**L-245**

**Andersen**



Available  
In White  
Or Stone

**L-252**

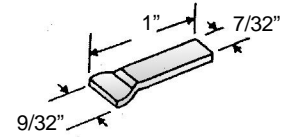
**Andersen**



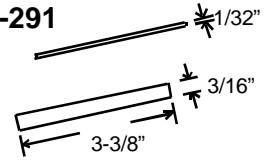
Available  
In Stone

**L-290**

**Andersen**



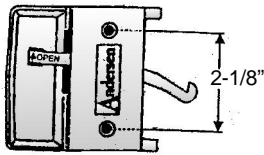
**L-291**



**L-255**

**Andersen**

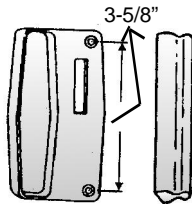
Available in white or stone color



**L-251**

**Andersen**

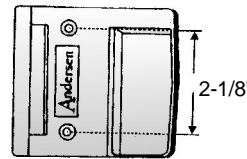
Available in white



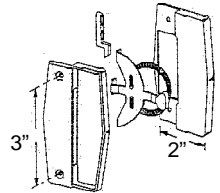
**L-249**

**Andersen**

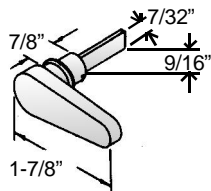
Available in white or stone color



**L-312**

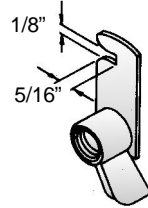


**L-78**




Fleetwood & Others

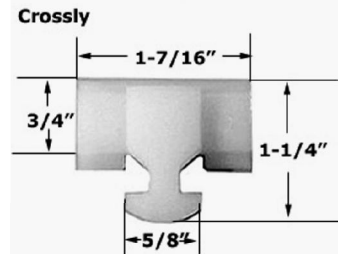
**L-119**



**L-127**

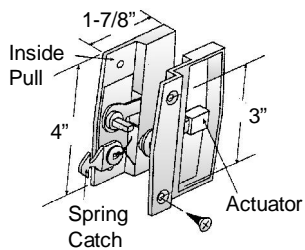


**L-155-1**

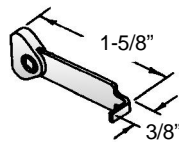


**L-275**

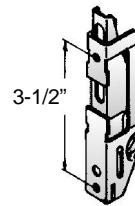
**Columbia**



**L-157**



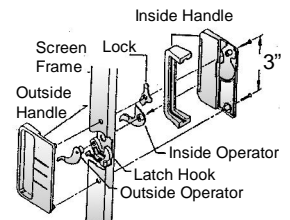
**L-59**



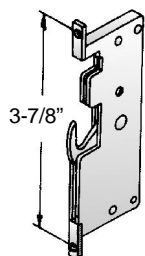
**Arcadia 700**

**L-311**

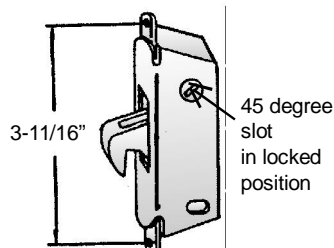
**Anjac**



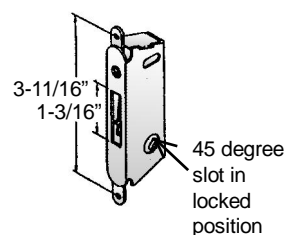
**L-92**



**L-134**



**L-135**



**Adamsrite**

**L-202**

